




















































































2023 Water Festival 5k 10K

Overall Results 5k

Place	Bib	Name	Nat.	Age	Gender	AG	Time	Registration ID
5k								
1.	143	Seiter, Meghan		34	F	F30-39	17:45.98	82154404
2.	230	Leszczynski, Clayton		16	M	M0-19	18:52.00	
3.	132	Ravenscraft, Kenny		22	M	M20-29	19:06.54	82222333
4.	237	Durham, Stephen		53	M	M50-59	19:49.76	
5.	238	Baison, Gregory		47	M	M40-49	19:57.26	
6.	219	Callis, John		30	M	M30-39	20:30.77	
7.	5	Barr, Chris		41	M	M40-49	21:38.56	82234252
8.	101	Mac, Joe		54	M	M50-59	22:39.78	82120221
9.	235	Koppernaes, Christian		63	M	M60-69	22:53.67	
10.	222	Ginter, William		41	M	M40-49	23:09.17	
11.	246	Bailey, Nathan		19	M	M0-19	23:47.58	
12.	133	Reilman, Lisa		47	F	F40-49	24:08.84	81629768
13.	220	Jones, Chris		46	M	M40-49	25:00.76	
14.	157	Vidinha, Randen		12	M	M0-19	25:12.73	81996311
15.	250	Whitehouse, Mark		67	M	M60-69	25:21.07	
16.	111	Michels, Edward		50	M	M50-59	25:26.25	80877625
17.	88	Lawrence, Randy		69	M	M60-69	25:37.79	80902719
18.	223	Seighman, Zachary		14	M	M0-19	25:40.34	
19.	156	Vidinha, Rayden		12	M	M0-19	25:40.54	81996312
20.	38	Coffey, Willis		58	M	M50-59	26:02.35	82113634
21.	89	Linsday, Eddie		44	M	M40-49	26:35.16	82023538
22.	74	JarrettSoto, Jaicinio		32	M	M30-39	27:16.39	82303805
23.	141	Saylor, Maria		30	F	F30-39	27:17.80	82240227
24.	239	Dibble, Chase		12	M	M0-19	27:18.43	
25.	23	Bryant, Ivan		26	M	M20-29	27:46.98	82265313
26.	42	Daley, Steven		23	M	M20-29	27:49.27	82307288
27.	39	Comerford, Derek		60	M	M60-69	27:51.36	82159255
28.	104	Manuel, Pamela		69	F	F60-69	27:55.58	79509989
29.	225	Pamelan, Lloyd		57	M	M50-59	28:14.24	
30.	1	Awe, Remi		27	M	M20-29	28:21.80	81712191
31.	110	Michels, Joshua		14	M	M0-19	28:29.91	82301329
32.	163	Wilkinson, Trent		23	M	M20-29	28:33.97	81613743
33.	131	Randall, Ethan		24	M	M20-29	28:34.70	81643921
34.	202	Kriesel, Maria		28	F	F20-29	28:36.20	80856925
35.	13	Branch, Ivan		12	M	M0-19	28:41.80	81591007
36.	25	Caplinger, Kimberly		56	F	F50-59	28:48.31	79829334
37.	140	Sanchez, Omar		28	M	M20-29	28:49.77	82290041
38.	83	Labranche, Jillian		32	F	F30-39	28:49.84	82290042
39.	227	Frank, Ashley		40	F	F40-49	28:56.05	
40.	92	Lisbon, Julie		48	F	F40-49	29:10.13	81874922
41.	91	Lisbon, Bill		47	M	M40-49	29:13.25	81874953











































2023 Water Festival 5k 10K

Overall Results 5k

Place	Bib	Name	Nat.	Age	Gender	AG	Time	Registration ID
42.	229	Klokkevold, Leif		51	M	M50-59	29:23.68	
43.	255	Ottinger, William		25	M	M20-29	30:09.78	
44.	226	Tuttle, Cassidy		24	F	F20-29	30:14.19	
45.	82	Kyle, Jenny		74	F	F70+	30:54.25	79662171
46.	7	Benson, Angie		38	F	F30-39	30:57.55	82229476
47.	149	Thompson, Melissa		52	F	F50-59	31:01.72	81876598
48.	221	Zeigler, Shannon		51	F	F50-59	31:07.04	
49.	248	Murray, Ben		39	M	M30-39	31:10.04	
50.	119	Navarro, Jerry		49	M	M40-49	31:33.72	80403807
51.	160	Wegrzyn, Jerry		70	M	M70+	32:07.75	79761399
52.	120	Navarro, Megan		36	F	F30-39	32:12.44	80403806
53.	249	Murray, Dustin		25	M	M20-29	32:15.44	
54.	44	Dean, Kelly		42	F	F40-49	32:39.46	82017523
55.	116	Murray, Gillian		24	F	F20-29	32:49.77	81606666
56.	144	Shedrick, Anne		25	F	F20-29	32:56.85	81618773
57.	103	Manrique, Hidelbrando		30	M	M30-39	32:57.37	81653652
58.	31	Caster, Kinzley		13	F	F0-19	32:59.73	81989663
59.	69	Hansen, Gary		42	M	M40-49	33:10.30	81882812
60.	65	Greene, Mary		45	F	F40-49	33:13.06	80713944
61.	142	Scheetz, Nanci		75	F	F70+	33:29.01	81867820
62.	233	Bell, Valerie		42	F	F40-49	33:31.12	
63.	54	Garcia, Gamaliel		24	M	M20-29	33:50.80	81387146
64.	76	Johnson, Elizabeth		45	F	F40-49	33:59.27	81657152
65.	90	Linsday, Kristie		42	F	F40-49	34:02.47	82023537
66.	9	Black, Deborah		45	F	F40-49	34:19.12	82223873
67.	96	Love, Olivia		22	F	F20-29	34:25.33	81781135
68.	213	Andia, Victoria		31	F	F30-39	34:31.23	79753073
69.	51	Driscoll, Jason		30	M	M30-39	35:15.23	79859985
70.	52	Driscoll, Mandy		35	F	F30-39	35:17.20	79859984
71.	106	Melson, Dylan		29	M	M20-29	35:23.01	81420440
72.	127	Pender Melson, Bayleigh		27	F	F20-29	35:23.15	81420439
73.	67	Guerrero, Catheryn		38	F	F30-39	35:55.26	80998093
74.	109	Merrick, Steven		68	M	M60-69	35:58.44	82169612
75.	70	Hansen, Melissa		42	F	F40-49	36:03.48	81882811
76.	33	Cervantes, Sarah		37	F	F30-39	36:15.95	81883084
77.	84	Lancaster, Jennifer		47	F	F40-49	36:51.95	81833858
78.	78	KUSHNEREIT, CAMDEN		14	M	M0-19	37:03.70	80480169
79.	247	Murray, Virginia		39	F	F30-39	37:12.96	
80.	6	Barr, Christine		43	F	F40-49	37:14.46	82234251
81.	146	Smith, Knox		7	M	M0-19	37:15.51	81996310
82.	102	Manrique, Kaleigh		28	F	F20-29	37:16.47	81653653
83.	55	Garza, Salma		25	F	F20-29	37:17.17	81618314











































2023 Water Festival 5k 10K

Overall Results 5k

Place	Bib	Name	Nat.	Age	Gender	AG	Time	Registration ID
84.	112	Mondor, Kylyn		29	F	F20-29	37:18.02	81665967
85.	100	lynch, kameron		23	F	F20-29	37:18.06	81666137
86.	21	Brown, Karter		10	F	F0-19	37:18.74	82194985
87.	158	Walker, Dawne		50	F	F50-59	37:33.13	81333357
88.	129	Porter, Scott		62	M	M60-69	37:34.35	81169894
89.	64	Greene, Alex		15	M	M0-19	37:40.91	80713945
90.	8	Black, Daniel		44	M	M40-49	37:44.71	82223874
91.	63	Greene, Jordan		45	M	M40-49	37:53.97	80713946
92.	118	Murrell, TRACI		52	F	F50-59	38:06.86	81066680
93.	252	Der, Katelyn		32	F	F30-39	38:33.32	
94.	251	Todd, Jacob		8	M	M0-19	38:33.40	
95.	11	Boughton, Olivia-Kate		9	F	F0-19	38:35.24	81831482
96.	241	Poeting, Rolf		69	M	M60-69	39:06.49	
97.	108	Merrick, Laura		42	F	F40-49	39:33.53	82292639
98.	107	Merrick, Avery		12	F	F0-19	39:33.54	82292640
99.	14	Branch, Jarrett		12	M	M0-19	39:54.25	81591006
100.	137	Roman, Hector		18	M	M0-19	40:27.96	80959924
101.	18	Bridgers, Cathy		64	F	F60-69	40:30.16	80960571
102.	10	Boughton, Mark		32	M	M30-39	40:47.98	81831483
103.	231	Boughton, Finn		7	M	M0-19	40:48.00	
104.	128	Pioggia, Kalysta		42	F	F40-49	41:23.97	78937752
105.	47	Doran, Ava		18	F	F0-19	41:41.01	81558280
106.	243	Cunningham, Mary		68	F	F60-69	41:47.69	
107.	244	Worlum, Martha		64	F	F60-69	41:48.70	
108.	29	Caster, Paizlyn		11	F	F0-19	41:51.37	81989665
109.	159	Wegrzyn, Audrey		56	F	F50-59	41:51.44	79761400
110.	30	Caster, Darren		37	M	M30-39	41:52.03	81989664
111.	150	Truell, Cynthia		65	F	F60-69	42:27.42	79918897
112.	234	Britton, Dave		68	M	M60-69	42:29.65	
113.	228	Krueger, Cj		44	M	M40-49	42:36.28	
114.	37	Chaplin, Treka		45	F	F40-49	43:08.83	81392044
115.	79	KUSHNEREIT, JENNY		50	F	F50-59	43:17.91	80480166
116.	57	Golden, Iris		79	F	F70+	43:20.30	81830844
117.	4	Barnard, Robert		37	M	M30-39	44:22.64	82303803
118.	3	Barnard, Mila		10	F	F0-19	44:22.85	82303804
119.	117	Murrell, Kaitlin		28	F	F20-29	44:30.94	81066704
120.	242	Maule, Laura		32	F	F30-39	44:51.94	
121.	50	Driscoll, Julsea		13	F	F0-19	45:24.03	80845297
122.	124	Parker, Kyra		8	F	F0-19	45:31.71	82198977
123.	125	Parker, Jennifer		30	F	F30-39	45:31.74	82198976
124.	147	Smith, Shannon		40	F	F40-49	45:38.00	81996309
125.	114	Mullen, Dawson		24	M	M20-29	46:11.70	81744299










2023 Water Festival 5k 10K

Overall Results 5k

Place	Bib	Name	Nat.	Age	Gender	AG	Time	Registration ID
126.	28	Carrillo, Meridith		39	F	F30-39	46:28.13	81624857
127.	145	Siegner, Amanda		23	F	F20-29	46:28.60	81627727
128.	73	Heid, Susan		53	F	F50-59	46:30.82	82056442
129.	86	Lataille, Katherine		26	F	F20-29	46:43.13	81744298
130.	34	Chambers, Alison		46	F	F40-49	46:50.75	79890330
131.	43	Dean, Annabelle		10	F	F0-19	47:15.26	82017524
132.	19	Britton, Stephanie		35	F	F30-39	47:28.04	81995421
133.	20	Britton, Michelle		29	F	F20-29	47:28.55	81995420
134.	240	Randall, Madison		25	F	F20-29	47:50.63	
135.	2	Bannister, Amanda		44	F	F40-49	48:07.55	79635521
136.	40	Crozier, Amber		32	F	F30-39	49:00.57	81717524
137.	139	Roszbach, Richard		60	M	M60-69	49:15.99	79598716
138.	152	van Hulst, Brandy		34	F	F30-39	49:26.89	79859986
139.	151	van Hulst, Eric		38	M	M30-39	49:28.44	79859987
140.	123	Oliynyk, Olha		23	F	F20-29	50:00.71	82307289
141.	253	Atkins, Brooke		7	F	F0-19	50:17.73	
142.	115	Mulligan, Amber		34	F	F30-39	50:53.82	81392047
143.	105	Martin, Deborah		68	F	F60-69	50:54.81	81604494
144.	53	Feathers, Sherry		79	F	F70+	51:16.18	79897903
145.	256	Smith, Kaelen		18	F	F0-19	51:39.18	
146.	97	Love, Caleb		23	M	M20-29	51:39.64	81781134
147.	162	Wilkinson, Zoe		28	F	F20-29	51:56.24	81834877
148.	257	Smith, Angie		50	F	F50-59	52:14.36	
149.	167	Woods, Becky		51	F	F50-59	52:25.77	79843724
150.	166	Woods, Brad		54	M	M50-59	52:26.97	79843725
151.	24	Caplinger, James		55	M	M50-59	52:27.15	79843723
152.	16	Branch, Mattie		20	F	F20-29	52:48.65	81591004
153.	12	Branch, Noelani		22	F	F20-29	52:48.79	81613742
154.	26	Cappara, Sunshine		50	F	F50-59	53:01.28	82217936
155.	164	Wilson, DJ		53	F	F50-59	55:39.77	79932085
156.	165	Wilson, Jim		54	M	M50-59	55:41.01	79932084
157.	121	Nettles, Brite		42	F	F40-49	55:45.72	79933497
158.	94	Logan, Stacy		57	F	F50-59	55:45.79	82212659
159.	46	DeLoach, Ali		26	F	F20-29	55:51.84	80331295
160.	22	Brown, Arika		33	F	F30-39	56:09.96	82194984
161.	245	Greg, Brandy		51	F	F50-59	56:32.11	
162.	45	Dean, Erin		59	F	F50-59	56:32.76	81561492
163.	48	Doran, Shawna		51	F	F50-59	56:32.81	81558279
164.	93	Little, Sheri		61	F	F60-69	56:32.93	81561653
165.	155	Veliz, Crystal		38	F	F30-39	59:08.35	81836665
166.	154	Velazquez, Dennise		30	F	F30-39	1:00:07.50	80993152
167.	77	Kern Velazquez, Daniel		8	M	M0-19	1:00:08.30	80993153

2023 Water Festival 5k 10K

Overall Results 5k

Place	Bib	Name	Nat.	Age	Gender	AG	Time	Registration ID
168.	15	Branch, Kathleen		15	F	F0-19	1:00:34.46	81591005
169.	17	Branch, Tiffany		38	F	F30-39	1:00:46.78	81591003
170.	138	Roman, Iris		41	F	F40-49	1:00:50.07	80959923
171.	136	Roman, Iris D		16	F	F0-19	1:00:50.21	80989642
172.	61	Green, Laurian		37	F	F30-39	1:01:34.18	81839071
173.	254	Herald, Arianna		11	F	F0-19	1:01:34.45	
174.	87	Lawrence, Charlotte		38	F	F30-39	1:02:05.75	80960009
175.	81	Kuzlik, Serena		35	F	F30-39	1:03:21.50	80960989
176.	80	Kuzlik, Robert		5	M	M0-19	1:03:22.79	80960990

Number of records: 176